

WORKBENCHES



SPECIAL WORKBENCHES



CABINETS



TOOL CARRYING TROLLEY





Worktop made
of sheet metal 3mm



External edge,
35mm height

Supplied with lower shelf
support in metal sheet 3mm



Drawers (optional) with ball bearing slidings
with telescopic system and central closing system
Available colors: DAREK GREY, BLUE and RED

A vertical strip of 18 images showing various tools and equipment. The images are arranged in a column, each within a rounded rectangular frame. The tools include a wrench, a drill, a workbench, a hammer, a hole saw, pliers, a scanner, a power drill, a handheld device, a cable, a green tool, a screwdriver, a toolbox, a storage bin, a green device, and a box of screws.

3 available sizes:

- **1.000x745x880 mm**
- **1.500x745x880 mm**
- **2.000x745x880 mm**



CODE	
FG 129/CD	



CODE	
FG 129/CB	



CODE	
FG 129/CR	



**Professional workbench - 1.0m
WITHOUT drawers**

Total weight: 58Kg

CODE	DIMENSION	
FG 129/1	1.000x745x880 mm	



**Professional workbench - 1.5m
WITHOUT drawers**

Total weight: 77Kg

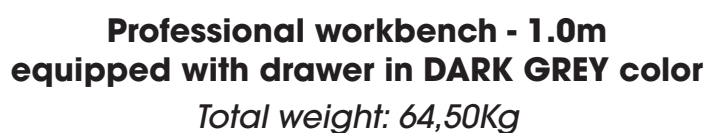
CODE	DIMENSION	
FG 129/1.5	1.500x745x880 mm	



**Workbench 2.0m
WITHOUT drawers**

Total weight: 100Kg

CODE	DIMENSION	
FG 129/2	2.000x745x880 mm	



- Worktop in metal sheet 3mm
- Lower sheet support in metal sheet 3mm
 - 3 legs
- 1 drawer equipped with closing system
 - Arrangement for ground fixing
 - Structure painted with epoxy paint

A black and white photograph of a heavy-duty metal workbench. The workbench has a thick, flat top surface and four sturdy legs. A red rectangular sign is attached to the front of the workbench, featuring a white star logo and the text "FASANO TOOLS". The workbench is shown against a plain white background.



**Professional workbench - 1.5m
equipped with drawer in DARK GREY color**

Total weight: 83,50Kg

CODE	DIMENSION	
FG 129/D1.5	1.500x745x880 mm	

- Worktop in metal sheet 3mm
- Lower sheet support in metal sheet 3mm
- 3 legs
- 1 drawer equipped with closing system
- Arrangement for ground fixing
- Structure painted with epoxy paint

**Professional workbench 1.5m
equipped with drawer in RED color**

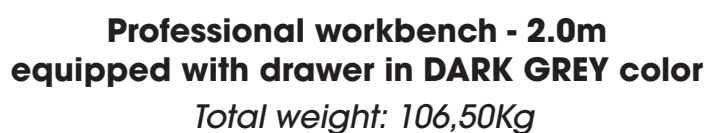
CODE	DIMENSION	
FG 129/R1.5	1.500x745x880 mm	



**Professional workbench 1.5m
equipped with drawer in BLUE color**

CODE	DIMENSION	
FG 129/B1.5	1.500x745x880 mm	





CODE	DIMENSION	
FG 129/D2	2.000x745x880 mm	

- Worktop in metal sheet 3mm
- Lower sheet support in metal sheet 3mm
 - 3 legs
- 2 drawers equipped with closing system
 - Arrangement for ground fixing
 - Structure painted with epoxy paint

**Professional workbench 2.0m
equipped with drawer in RED color**

CODE	DIMENSION	
FG 129/R2	2.000x745x880 mm	

**Professional workbench 2.0m
equipped with drawer in BLUE color**

CODE	DIMENSION	
FG 129/B2	2.000x745x880 mm	





Professional workbench - 2.0m
Equipped with 1 drawer cabinets
- DARK GREY color

Total weight: 121,50 Kg

CODE	DIMENSION	
FG 131/D2	2.0000x745x880H	

- Worktop in metal sheet 3mm
- 05 drawers installed on ball bearings sliding bars
- Central closing



Professional workbench - 2.0m
- RED color

CODE	DIMENSION	
FG 131/R2	2.0000x745x880H	

Professional workbench - 2.0m
- BLUE color

CODE	DIMENSION	
FG 131/B2	2.0000x745x880H	





Professional workbench - 2.0m
Equipped with 2 drawer cabinets
- DARK GREY color

Total weight: 156,50 Kg

CODE	DIMENSION	
FG 132/D2	2.0000x745x880H	

- Worktop in metal sheet 3mm
- 10 drawers installed on ball bearings sliding bars
- Central closing



Professional workbench - 2.0m
- RED color

CODE	DIMENSION	
FG 132/R2	2.0000x745x880H	

Professional workbench - 2.0m
- BLUE color

CODE	DIMENSION	
FG 132/B2	2.0000x745x880H	



NEW



Professional workbench - 2.0m equipped with 2 drawers and panel tool holder in GREY color

CODE	DIMENSION	
FG 133/D2	2.000x745x1.810 mm	

- Worktop in metal sheet 3mm
- Lower sheet support in metal sheet 3mm
- 3 legs
- 2 drawers equipped with closing system
- Arrangement for ground fixing
- Structure painted with epoxy paint
- Panel tool holder with aluminum shutter with lock system



CODE	
FG 133/B2	

CODE	
FG 133/R2	

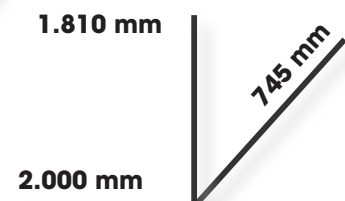


NEW



**Workbench - 2.0m
equipped with drawer
cabinet and panel tool
holder**

CODE	
FG 134/D2	

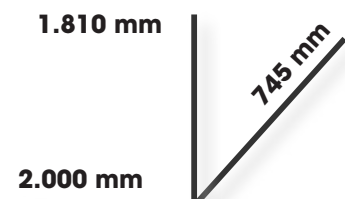


NEW



**Workbench - 2.0m
equipped with drawer
cabinets and panel
tool holder**

CODE	
FG 135/D2	

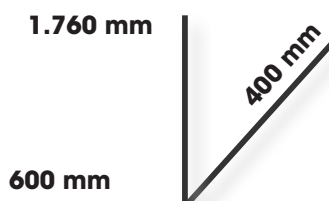




Cabinet with 4 shelves + base plate

Total weight: 29Kg

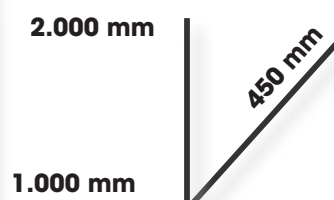
CODE	DIMENSION	
FG 109/D1	600x400x1.760 mm	



Cabinet with 4 shelves + base plate

Total weight: 72Kg

CODE	DIMENSION	
FG 110/D1	1.000x450x2.000 mm	





NEW

Panel tool holder with aluminum shutter


- Weight: 50Kg
- Aluminium shutter
- 2 plastic handles
- central closing system
- two holes on back for wall mounting

CODE	
FG 128/GR2	

930 mm

160 mm

1.700 mm



Tools panel 1.0m - equipped with shelf

Total weight: 8Kg

CODE	DIMENSION	
FG 129/GR1	1.000x1.000x1.0 mm	

Tools panel 1.5m - equipped with shelf

Total weight: 12Kg

CODE	DIMENSION	
FG 129/GR1.5	1.500x1.000x1.0 mm	



Hooks

CODE	Length	
FG GA/80	80mm	
FG GA/120	120mm	






Special tray shelf and slope features central holes to allow liquid to flow out quickly into the basin below

Particularly suitable to work on automatic transmissions



**Collection tank equipped with removable of drain cock
Capacity: 30 liters**



Workbench 1.0mt
- Stainless steel top

CODE	DIMENSION	
FG 130/AL1	1.000x750x920 mm	



Workbench 1.0mt
- Simple stainless steel top

CODE	DIMENSION	
FG 130/A1	1.000x750x920 mm	



Workbench 1.0mt
- sheet metal top
DARK COLOUR

CODE	DIMENSION	
FG 130/D1	1.000x750x920 mm	



Workbench 1.0mt
- sheet metal top
BLUE COLOUR

CODE	DIMENSION	
FG 130/B1	1.000x750x920 mm	




Workbench 1.0mt
- sheet metal top
RED COLOUR

CODE	DIMENSION	
FG 130/R1	1.000x750x920 mm	

2 KIND OF MATERIALS:
Stainless steel and Sheet metal

5 COLOURS' VERSIONS:





3 different DIMENSIONS:

- SMALL: 350x750x875mm
- MEDIUM: 430x930x885mm
- GIANT: 560x1.000x950mm

3 different sizes of wheels based on the trolley size (Ø80, 100 o 125mm)

2 fixed wheels, 1 swivel wheel and 1 swivel wheel equipped with brake



Structure in metal sheet 1.5mm for models A and B e 2.0mm for model C
modèle C

A vertical collage of 18 images showing various tools and equipment. The items include: a silver adjustable wrench, a silver flashlight, a pair of green-handled pliers, a pair of red-handled wire cutters, a grey and black power drill, a green-handled hammer, a green and black hole saw, a silver pipe wrench, a black tape measure, a green and black power sander, a green digital level, a green and black circular saw, a green and black power screwdriver, a black toolbox, a grey storage bin, a green workbench, and a pallet of green and black materials.



- | CODE | DIMENSION | |
|----------|---------------|--|
| FG 106/A | 350x750x875mm | |

- Metal sheet 1.5mm

-
- A black metal rolling cart with three shelves and four casters. The cart is shown from a three-quarter perspective, highlighting its sturdy frame and smooth surfaces. A small yellow label is visible on the top left corner of the frame.

- Metal sheet 1.5mm

- | CODE | DIMENSION | |
|----------|-----------------|--|
| FG 106/C | 560x1.000x950mm | |

